

Searching for Pathology Results

Learn how to use the Lab Results History view to find specific pathology results for a patient.

Switch from Category View to Lab Results History

Change the results display to Lab Results History to search and review specific pathology results over time.

Understand the Lab Results History View

Become familiar with the Lab Results History layout, including result columns, graph options, and tools used to review pathology trends.

Select Items within the Hierarchy

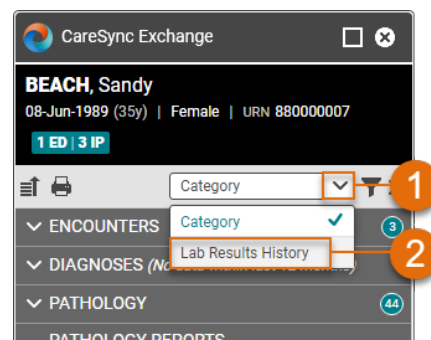
Use the hierarchy panel to expand categories and select the specific pathology tests or result groups you want to review.

Search Using Full, Partial, or Local Terms

Enter full words, partial terms, or local test names to quickly locate the required pathology results.

Switch from Category View to Lab Results History

1. Click on the View selector.
2. Change the view to Lab Results History.



Understand the Lab Results History View

The Lab Results History view displays the historical trends in pathology results and enables you to focus on specific pathology results for the patient.

You can view all the data you are permitted to see based on your security user role.

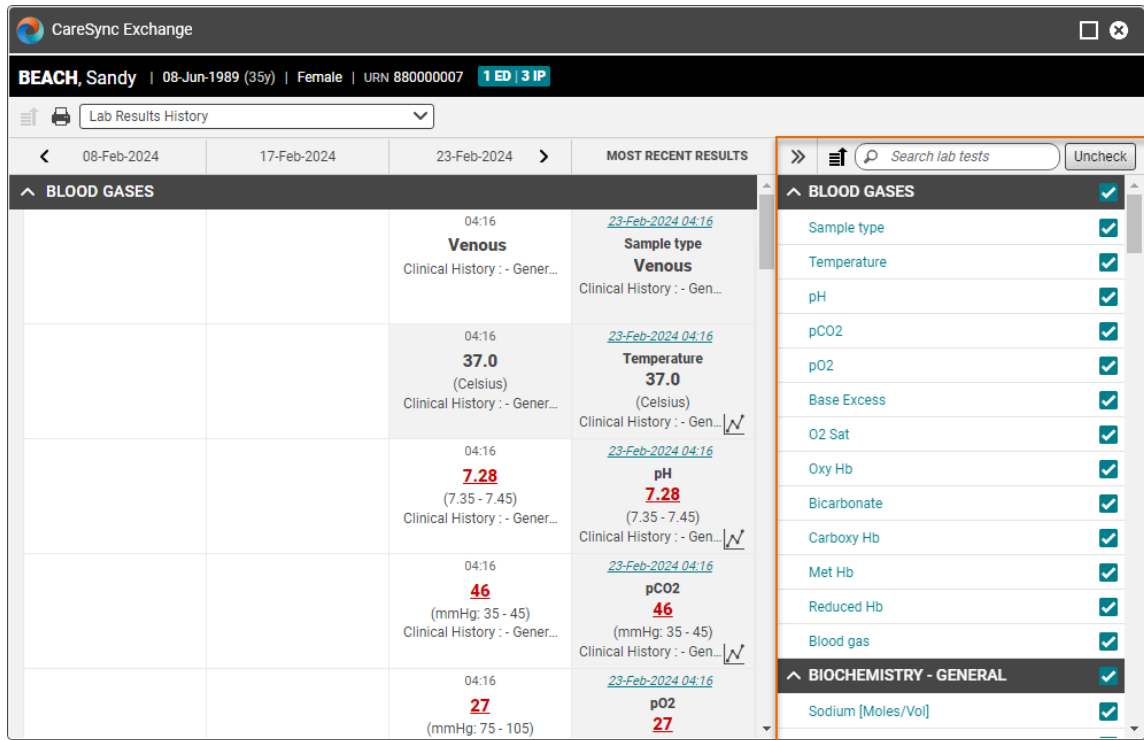
- A
Lab Results History grid Displays on the Details pane for all pathology acts (collection or result).
- B
Results by date Navigate from the most recent (on the right) to oldest (on the left) results by using the navigation arrows in the window header.
- C
Most recent results Shows the latest result of the pathology type.
- D
Pathology results groups Pathology results are displayed grouped based on their order in the pathology hierarchy. By default, all groups are displayed expanded.

17-Feb-2024	18-Feb-2024	23-Feb-2024	MOST RECENT RESULTS
BLOOD GASES			
		04:16 Venous Clinical History :- Gener...	23-Feb-2024 04:16 Sample type Venous Clinical History :- Gen...
		04:16 37.0 (Celsius) Clinical History :- Gener...	23-Feb-2024 04:16 Temperature 37.0 (Celsius) Clinical History :- Gen... [W]
		04:16 7.28 (7.35 - 7.45) Clinical History :- Gener...	23-Feb-2024 04:16 pH 7.28 (7.35 - 7.45) Clinical History :- Gen... [W]
		04:16 46 (mmHg: 35 - 45) Clinical History :- Gener...	23-Feb-2024 04:16 pCO2 46 (mmHg: 35 - 45) Clinical History :- Gen... [W]
		04:16 27 (mmHg: 75 - 105)	23-Feb-2024 04:16 pO2 27
BIOCHEMISTRY - GENERAL			
Sodium [Moles/Vol]			

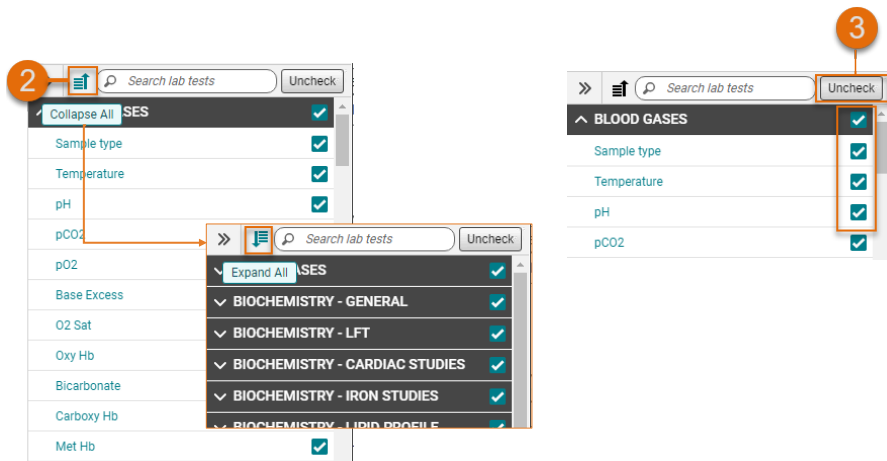
The Lab Results History grid displays all lab results including results from your own health service.

Select Items within the Hierarchy

1. The hierarchy seen in the Lab Results History view pane is identical to the hierarchy structure seen in the default Category view.

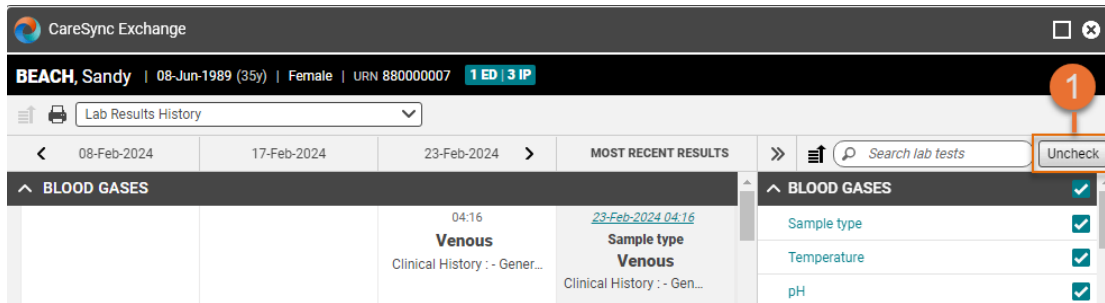


2. The hierarchy can be collapsed and expanded as required. By default, each time the Lab History Results view is opened, all groups are displayed expanded, and all results are checked.
3. When either collapsed or expanded use the Uncheck button to deselect all selected items or deselect individually at any level via the checkboxes.

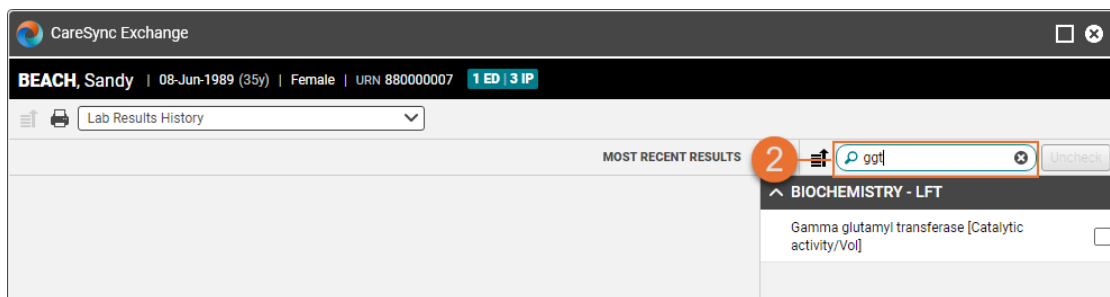


Search Using Partial, Full Words or Local Terms

1. Click the **Uncheck** button to clear selected pathology data. This will reduce the view to your searched items only



2. Click into the Search bar and enter partial or full words, or local terms, based on your search requirements.



3. Review the results and click into the check box(es) to show results in the view.
4. Review results within the View.

