

Identifying new patient information

Widget Notifications and Badges

NOTE: Images in this document are a visual representation only. Your system view may appear slightly different.

Discover how Notifications keep you alerted to new patient information from other health services and how badges highlight critical clinical or demographic data within CareSync Exchange.

- [Step 1 Review Notification Alert](#)
- [Step 2 Open the Notification List](#)
- [Understanding and working with Patient Indicator Badges](#)

Step 1 | Review the CareSync Exchange Notification Alert

- 1 **Patient Notifications** are displayed on the widget.

If a counter appears on the bell (notification icon), it is alerting you to new patient information from other health services within the last 30-days is available.

Where a patient is behind break glass, no notifications will be visible until after the break glass has been performed.

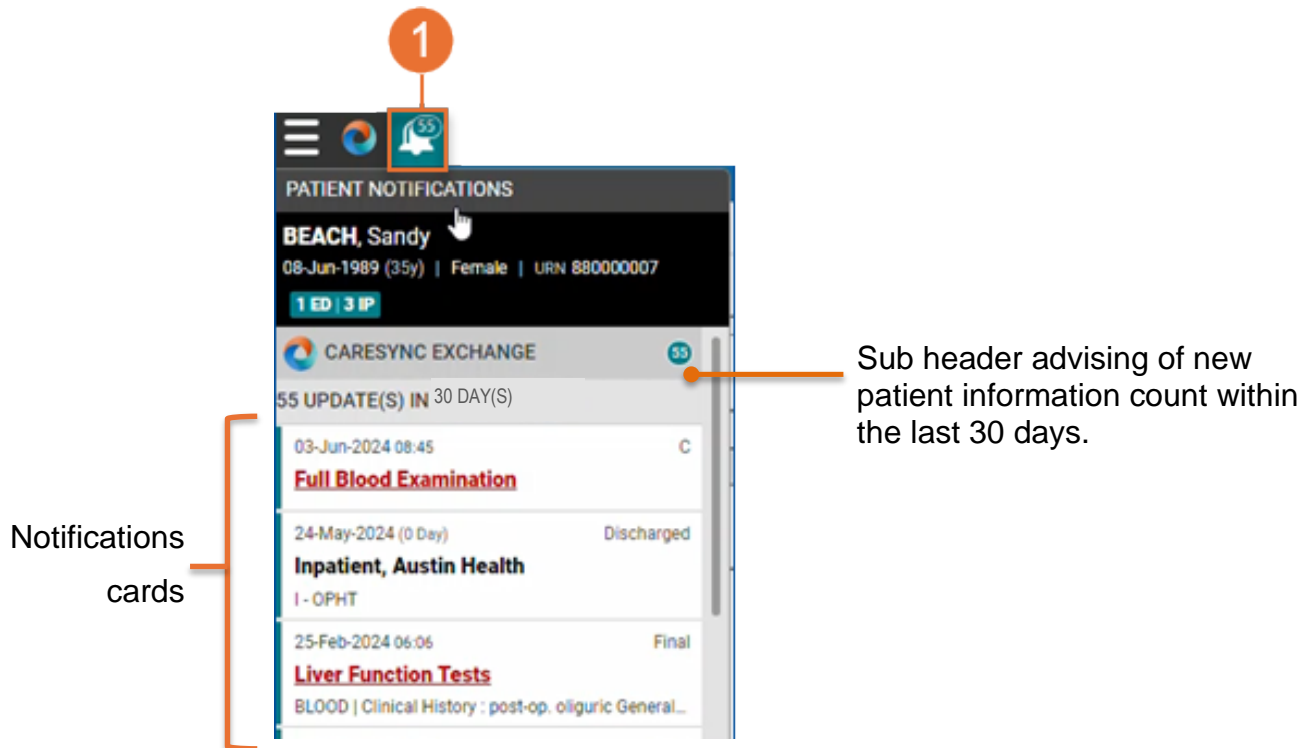


Patient notification alert with a counter identifying the number of recent information items for the patient within the last 30 days.

Step 2 | Open the Notification list

- 1 Click the **bell icon** to open the pop-out pane containing the Patient Notifications List. New information will be listed starting with the most current date.

Each item in the Notification List is shown as a **Notification Card**.



- 2 Within each **Notification Card** the following information will be displayed:

- A. Date
- B. Completion Status
- C. Name of the Notification item, sometimes followed by a facility name or location
- D. A comment, diagnoses list, conclusion or description.

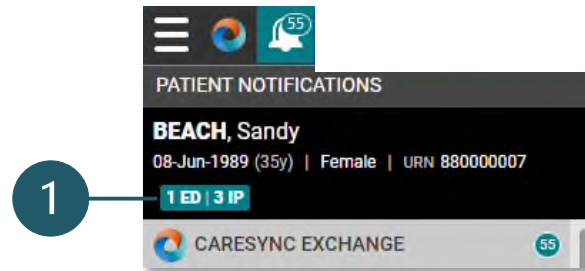


Any item displayed in bold red font signifies an abnormal result, ensuring that critical new information is not overlooked.




Understanding Patient Indicator Badges

- 1 The Notification list may also have **Patient Indicator badges** appearing on the Patient Banner.



The **Patient Indicator badges** used within CareSync Exchange include the following:

Badge	Definition	
ED	Emergency Department	The ED and IP badges appear if the patient has a hospital visit of these types within the past 12 months including any current presentations/admissions. Patient data will include all health services.
IP	Inpatient	
VIP	Protected Patient	Upon `Breaking glass` the VIP badge will be visible on the Patient Banner as per the ED and IP badges. In a future iteration of CareSync Exchange, VIP will be rebadged as `PP`.
	 <p>Note: The VIP badge will <i>never</i> appear on the CareSync Exchange widget.</p>	